

MW18

PROGRESSIVE WALL or HOB MIXER

meir®



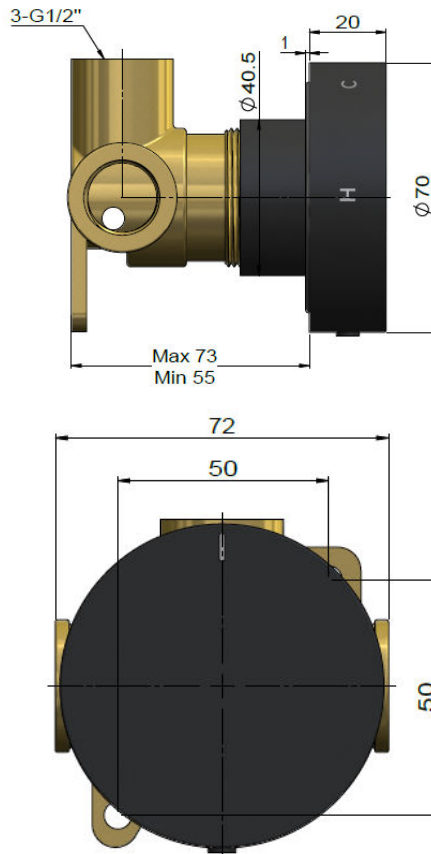
FEATURES

- Refer to the Meir website for warranty terms & conditions, and available finishes
- Flow rate **13 L p/m** at 3 bar pressure.
- European components and cartridge
- Solid brass construction
- Suitable for either wall or hob mount installations.

CARE

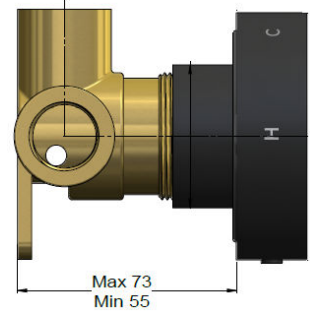
- Do not install tapware using any form of acetone silicones.
- Do not apply physical items (such as tools) directly to product.
- Never use house-hold or commercial detergents, citrus based cleaners, or abrasive cleaners.
- Clean using a mild washing soap solution rinsed, and dry with a soft cloth.
- Check for any product defects before installation.
- Refer to the installation manual for correct installation.

SPECIFICATIONS

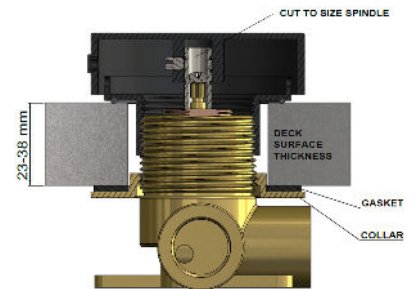


TOLERANCES

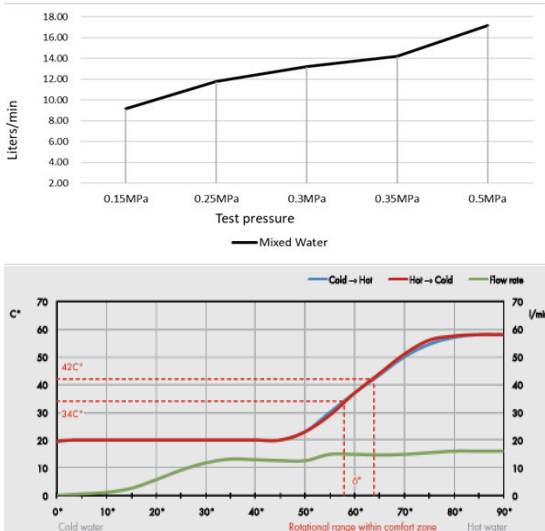
WALL INSTALLATION




DECK INSTALLATION



FLOW RATE GRAPH



EXPLODED VIEW



CREDENTIALS

- Watermark AS/NZS 3718WMKA25013